



Location: CMA1b - Oil Street Site Office

Report on 24-hour TSP monitoring

Action Level ($\mu\text{g}/\text{m}^3$) - 176.7

Limit Level ($\mu\text{g}/\text{m}^3$) - 260

Date	Sampling Time	Weather Condition	Filter paper no.	Filter Weight, g		Elapse Time, hr		Sampling Time, hr	Flow Rate, m^3/min			Total Volume, m^3	TSP Level, $\mu\text{g}/\text{m}^3$
				Initial	Final	Initial	Final		Initial, Q_{si}	Final, Q_{sf}	Average		
28-Sep-13	8:00	Rainy	006835	2.6268	2.8266	3487.79	3511.79	24.00	1.35	1.35	1.35	1948	103
4-Oct-13	8:00	Fine	007163	2.6084	2.9105	3515.75	3539.75	24.00	1.27	1.27	1.27	1825	166
10-Oct-13	8:00	Fine	005391	2.8491	3.0169	3542.75	3566.75	24.00	1.33	1.33	1.33	1918	87
16-Oct-13	8:00	Cloudy	007209	2.6301	2.9657	3569.75	3593.75	24.00	1.44	1.44	1.44	2076	162
22-Oct-13	8:00	Fine	005917	2.6384	2.8367	3597.04	3621.04	24.00	1.27	1.27	1.27	1835	108

Report on 1-hour TSP monitoring

Action Level ($\mu\text{g}/\text{m}^3$) - 320.1

Limit Level ($\mu\text{g}/\text{m}^3$) - 500

Date	Sampling Time	Weather Condition	Filter paper no.	Filter Weight, g		Elapse Time, hr		Sampling Time, hr	Flow Rate, m^3/min			Total Volume, m^3	TSP Level, $\mu\text{g}/\text{m}^3$
				Initial	Final	Initial	Final		Initial, Q_{si}	Final, Q_{sf}	Average		
30-Sep-13	9:45	Cloudy	005412	2.8525	2.8662	3511.79	3512.79	1.00	1.23	1.31	1.27	76	179
30-Sep-13	10:49	Cloudy	005417	2.8133	2.8214	3512.79	3513.79	1.00	1.36	1.36	1.36	81	100
30-Sep-13	13:05	Cloudy	005419	2.8213	2.8265	3513.79	3514.79	1.00	1.31	1.31	1.31	79	66
5-Oct-13	8:06	Fine	005420	2.8200	2.8297	3539.75	3540.75	1.00	1.31	1.31	1.31	78	124
5-Oct-13	9:13	Fine	005422	2.8308	2.8402	3540.75	3541.75	1.00	1.31	1.31	1.31	78	120
5-Oct-13	10:23	Fine	005389	2.8359	2.8501	3541.75	3542.75	1.00	1.31	1.31	1.31	78	181
11-Oct-13	10:44	Fine	005913	2.6529	2.6697	3266.75	3267.75	1.00	1.35	1.35	1.35	81	207
11-Oct-13	13:20	Fine	005911	2.6426	2.6599	3267.75	3268.75	1.00	1.35	1.35	1.35	81	213
11-Oct-13	14:36	Fine	005381	2.8071	2.8188	3268.75	3269.75	1.00	1.35	1.35	1.35	81	144
17-Oct-13	8:15	Cloudy	005922	2.6262	2.6506	3593.75	3594.75	1.00	1.36	1.36	1.36	82	299
17-Oct-13	9:20	Cloudy	005923	2.6528	2.6710	3594.75	3595.75	1.00	1.36	1.36	1.36	82	223
17-Oct-13	10:30	Cloudy	005918	2.6582	2.6819	3595.75	3596.75	1.00	1.36	1.36	1.36	82	291
23-Oct-13	8:10	Fine	005383	2.8279	2.8464	3621.04	3622.04	1.00	1.40	1.40	1.40	84	220
23-Oct-13	9:23	Fine	005387	2.8433	2.8606	3622.04	3623.04	1.00	1.36	1.36	1.36	81	212
23-Oct-13	10:27	Fine	007211	2.6188	2.6345	3623.04	3624.04	1.00	1.36	1.36	1.36	81	193

Location: CMA2a - Causeway Bay Community Centre

Report on 24-hour TSP monitoring
Action Level ($\mu\text{g}/\text{m}^3$) - 169.5
Limit Level ($\mu\text{g}/\text{m}^3$) - 260

Date	Sampling Time	Weather Condition	Filter paper no.	Filter Weight, g		Elapse Time, hr		Sampling Time, hr	Flow Rate, m^3/min			Total Volume, m^3	TSP Level, $\mu\text{g}/\text{m}^3$
				Initial	Final	Initial	Final		Initial, Q_{si}	Final, Q_{sf}	Average		
28-Sep-13	8:00	Rainy	006834	2.6351	2.8300	13199.94	13223.94	24.00	1.41	1.41	1.41	2030	96
4-Oct-13	8:00	Fine	007164	2.6474	2.9435	13227.49	13251.49	24.00	1.37	1.37	1.37	1967	151
10-Oct-13	8:00	Fine	005392	2.8569	3.0256	13254.49	13278.49	24.00	1.37	1.37	1.37	1971	86
16-Oct-13	8:00	Cloudy	005407	2.8504	3.1163	13281.49	13305.49	24.00	1.41	1.42	1.42	2038	130
22-Oct-13	8:00	Fine	005916	2.6345	2.8991	13308.49	13332.49	24.00	1.42	1.41	1.42	2038	130

Report on 1-hour TSP monitoring
Action Level ($\mu\text{g}/\text{m}^3$) - 323.4
Limit Level ($\mu\text{g}/\text{m}^3$) - 500

Date	Sampling Time	Weather Condition	Filter paper no.	Filter Weight, g		Elapse Time, hr		Sampling Time, hr	Flow Rate, m^3/min			Total Volume, m^3	TSP Level, $\mu\text{g}/\text{m}^3$
				Initial	Final	Initial	Final		Initial, Q_{si}	Final, Q_{sf}	Average		
30-Sep-13	9:50	Cloudy	005413	2.8347	2.8485	13224.48	13225.48	1.00	1.41	1.41	1.41	85	163
30-Sep-13	10:59	Cloudy	005416	2.8299	2.8359	13225.48	13226.48	1.00	1.41	1.41	1.41	85	71
30-Sep-13	13:08	Cloudy	005418	2.8133	2.8176	13226.48	13227.48	1.00	1.39	1.39	1.39	84	51
5-Oct-13	8:05	Fine	005421	2.8388	2.8504	13251.49	13252.49	1.00	1.41	1.41	1.41	84	137
5-Oct-13	9:09	Fine	005424	2.8284	2.8397	13252.49	13253.49	1.00	1.41	1.41	1.41	84	134
5-Oct-13	10:12	Fine	005390	2.8364	2.8532	13253.49	13254.49	1.00	1.41	1.41	1.41	84	199
11-Oct-13	10:30	Fine	005902	2.6369	2.6539	13278.49	13279.49	1.00	1.39	1.39	1.39	83	204
11-Oct-13	13:03	Fine	005912	2.6387	2.6543	13279.49	13280.49	1.00	1.39	1.39	1.39	83	187
11-Oct-13	14:06	Fine	005402	2.8327	2.8477	13280.49	13281.49	1.00	1.39	1.39	1.39	83	180
17-Oct-13	8:05	Cloudy	005920	2.6684	2.6894	13305.49	13306.49	1.00	1.42	1.42	1.42	85	247
17-Oct-13	9:10	Cloudy	005921	2.6318	2.6462	13306.49	13307.49	1.00	1.38	1.38	1.38	83	175
17-Oct-13	10:15	Cloudy	005919	2.6802	2.7000	13307.49	13308.49	1.00	1.44	1.44	1.44	86	230
23-Oct-13	8:02	Fine	005382	2.8284	2.8409	13332.49	13333.49	1.00	1.58	1.58	1.58	95	132
23-Oct-13	9:04	Fine	005386	2.8250	2.8450	13333.49	13334.49	1.00	1.50	1.50	1.50	90	223
23-Oct-13	10:10	Fine	005388	2.8446	2.8631	13334.49	13335.49	1.00	1.50	1.50	1.50	90	206



Location: CMA3a - CWB PRE Site Office Area

Report on 24-hour TSP monitoring
 Action Level ($\mu\text{g}/\text{m}^3$) - 171
 Limit Level ($\mu\text{g}/\text{m}^3$) - 260

Date	Sampling Time	Weather Condition	Filter paper no.	Filter Weight, g		Elapse Time, hr		Sampling Time, hr	Flow Rate, m^3/min			Total Volume, m^3	TSP Level, $\mu\text{g}/\text{m}^3$
				Initial	Final	Initial	Final		Initial, Q_{si}	Final, Q_{sf}	Average		
28-Sep-13	8:00	Rainy	006832	2.6332	2.8573	458.04	482.04	24.00	1.41	1.41	1.41	2024	111
4-Oct-13	8:00	Fine	005506	2.8116	3.1378	565.19	589.19	24.00	1.40	1.40	1.40	2020	161
10-Oct-13	8:00	Fine	005354	2.8541	3.1426	648.21	672.21	24.00	1.34	1.33	1.34	1923	150
17-Oct-13	13:00	Cloudy	005513	2.8350	3.0689	678.21	702.21	24.00	1.37	1.38	1.38	1980	118
22-Oct-13	8:00	Fine	007210	2.6178	2.9390	709.90	733.90	24.00	1.40	1.40	1.40	2022	159

Remarks: Due to electricity interruption, the 24hr TSP was rescheduled from 16 Oct 2013 to 17 Oct 2013.

Report on 1-hour TSP monitoring
 Action Level ($\mu\text{g}/\text{m}^3$) - 311.3
 Limit Level ($\mu\text{g}/\text{m}^3$) - 500

Date	Sampling Time	Weather Condition	Filter paper no.	Filter Weight, g		Elapse Time, hr		Sampling Time, hr	Flow Rate, m^3/min			Total Volume, m^3	TSP Level, $\mu\text{g}/\text{m}^3$
				Initial	Final	Initial	Final		Initial, Q_{si}	Final, Q_{sf}	Average		
30-Sep-13	9:49	Cloudy	007024	2.6387	2.6464	482.04	483.04	1.00	1.39	1.39	1.39	83	92
30-Sep-13	10:56	Cloudy	007023	2.6430	2.6486	483.04	484.04	1.00	1.30	1.30	1.30	78	72
30-Sep-13	13:30	Cloudy	007195	2.6163	2.6296	484.04	485.04	1.00	1.37	1.37	1.37	82	161
5-Oct-13	8:07	Fine	005344	2.8496	2.8594	589.19	590.19	1.00	1.37	1.37	1.37	82	119
5-Oct-13	9:15	Fine	005345	2.8473	2.8622	590.19	591.19	1.00	1.37	1.37	1.37	82	182
5-Oct-13	10:20	Fine	005348	2.8456	2.8607	591.19	592.19	1.00	1.33	1.33	1.33	80	189
11-Oct-13	8:26	Fine	005507	2.8224	2.8391	672.21	673.21	1.00	1.30	1.30	1.30	78	214
11-Oct-13	9:32	Fine	005508	2.8337	2.8488	673.21	674.21	1.00	1.39	1.39	1.39	83	181
11-Oct-13	10:43	Fine	005509	2.8272	2.8424	674.21	675.21	1.00	1.37	1.37	1.37	82	185
17-Oct-13	8:31	Cloudy	007196	2.6301	2.6482	675.21	676.21	1.00	1.41	1.41	1.41	85	214
17-Oct-13	9:37	Cloudy	005515	2.8803	2.8829	676.21	677.21	1.00	1.41	1.41	1.41	85	31
17-Oct-13	10:49	Cloudy	005894	2.6469	2.6653	677.21	678.21	1.00	1.41	1.41	1.41	85	217
23-Oct-13	8:18	Fine	005900	2.6386	2.6623	733.90	734.90	1.00	1.37	1.37	1.37	82	289
23-Oct-13	9:25	Fine	005899	2.6278	2.6491	734.90	735.90	1.00	1.37	1.37	1.37	82	259
23-Oct-13	10:35	Fine	005901	2.6294	2.6513	735.90	736.90	1.00	1.37	1.37	1.37	82	267



Location: CMA4a - SPCA

Report on 24-hour TSP monitoring
Action Level ($\mu\text{g}/\text{m}^3$) - 171.2
Limit Level ($\mu\text{g}/\text{m}^3$) - 260

Date	Sampling Time	Weather Condition	Filter paper no.	Filter Weight, g		Elapse Time, hr		Sampling Time, hr	Flow Rate, m^3/min			Total Volume, m^3	TSP Level, $\mu\text{g}/\text{m}^3$
				Initial	Final	Initial	Final		Initial, Q_{si}	Final, Q_{sf}	Average		
28-Sep-13	8:00	Rainy	006831	2.6437	2.7950	17398.23	17422.23	24.00	1.34	1.34	1.34	1931	78
4-Oct-13	8:00	Fine	005504	2.8162	3.0334	17425.23	17449.23	24.00	1.27	1.26	1.26	1821	119
10-Oct-13	8:00	Fine	005355	2.8543	2.9854	17452.23	17476.23	24.00	1.25	1.25	1.25	1798	73
16-Oct-13	8:00	Cloudy	005401	2.8326	3.0748	17479.24	17503.24	24.00	1.27	1.27	1.27	1831	132
22-Oct-13	8:00	Fine	005517	2.8678	3.0879	17506.24	17530.24	24.00	1.27	1.27	1.27	1830	120

Report on 1-hour TSP monitoring
Action Level ($\mu\text{g}/\text{m}^3$) - 312.5
Limit Level ($\mu\text{g}/\text{m}^3$) - 500

Date	Sampling Time	Weather Condition	Filter paper no.	Filter Weight, g		Elapse Time, hr		Sampling Time, hr	Flow Rate, m^3/min			Total Volume, m^3	TSP Level, $\mu\text{g}/\text{m}^3$
				Initial	Final	Initial	Final		Initial, Q_{si}	Final, Q_{sf}	Average		
30-Sep-13	9:30	Cloudy	006674	2.6371	2.6463	17422.23	17423.23	1.00	1.34	1.34	1.34	81	114
30-Sep-13	10:43	Cloudy	006675	2.6522	2.6606	17423.23	17424.23	1.00	1.34	1.34	1.34	81	104
30-Sep-13	13:09	Cloudy	006676	2.6382	2.6498	17424.23	17425.23	1.00	1.34	1.34	1.34	81	144
5-Oct-13	8:02	Fine	005343	2.8649	2.8716	17449.23	17450.23	1.00	1.34	1.34	1.34	80	83
5-Oct-13	9:05	Fine	005346	2.8418	2.8516	17450.23	17451.23	1.00	1.26	1.26	1.26	76	129
5-Oct-13	10:10	Fine	005347	2.8415	2.8482	17451.23	17452.23	1.00	1.26	1.26	1.26	76	88
11-Oct-13	8:06	Fine	005514	2.8265	2.8355	17476.23	17477.23	1.00	1.25	1.25	1.25	75	120
11-Oct-13	9:09	Fine	005890	2.6218	2.6326	17477.23	17478.23	1.00	1.25	1.25	1.25	75	144
11-Oct-13	10:13	Fine	005516	2.8790	2.8845	17478.23	17479.23	1.00	1.25	1.25	1.25	75	73
17-Oct-13	8:09	Cloudy	006677	2.6268	2.6377	17503.24	17504.24	1.00	1.27	1.27	1.27	76	143
17-Oct-13	9:13	Cloudy	005893	2.6356	2.6499	17504.24	17505.24	1.00	1.31	1.31	1.31	79	182
17-Oct-13	10:17	Cloudy	005892	2.6460	2.6620	17505.24	17506.24	1.00	1.27	1.27	1.27	76	210
23-Oct-13	8:06	Fine	005895	2.6282	2.6463	17530.24	17531.24	1.00	1.27	1.27	1.27	76	237
23-Oct-13	9:10	Fine	005896	2.6355	2.6524	17531.24	17532.24	1.00	1.27	1.27	1.27	76	222
23-Oct-13	10:20	Fine	005897	2.6244	2.6413	17532.24	17533.24	1.00	1.25	1.25	1.25	75	225



Location: CMA5a - Children Garden opposite to Pedestrian Plaza

Report on 24-hour TSP monitoring

Action Level ($\mu\text{g}/\text{m}^3$) - 181
Limit Level ($\mu\text{g}/\text{m}^3$) - 260

Date	Sampling Time	Weather Condition	Filter paper no.	Filter Weight, g		Elapse Time, hr		Sampling Time, hr	Flow Rate, m^3/min			Total Volume, m^3	TSP Level, $\mu\text{g}/\text{m}^3$
				Initial	Final	Initial	Final		Initial, Q_{si}	Final, Q_{sf}	Average		
28-Sep-13	8:00	Rainy	007220	2.6760	2.8762	18384.78	18408.78	24.00	1.31	1.31	1.31	1882	106
4-Oct-13	8:00	Fine	005358	2.8338	3.1253	18411.78	18435.77	23.99	1.33	1.32	1.32	1907	153
10-Oct-13	8:00	Fine	005425	2.8275	2.9770	18438.77	18462.77	24.00	1.31	1.31	1.31	1883	79
16-Oct-13	8:00	Cloudy	005409	2.8524	3.1581	18465.77	18489.77	24.00	1.27	1.27	1.27	1830	167
22-Oct-13	8:00	Fine	005879	2.6577	2.9093	18492.77	18516.77	24.00	1.31	1.31	1.31	1889	133

Report on 1-hour TSP monitoring

Action Level ($\mu\text{g}/\text{m}^3$) - 332
Limit Level ($\mu\text{g}/\text{m}^3$) - 500

Date	Sampling Time	Weather Condition	Filter paper no.	Filter Weight, g		Elapse Time, hr		Sampling Time, hr	Flow Rate, m^3/min			Total Volume, m^3	TSP Level, $\mu\text{g}/\text{m}^3$
				Initial	Final	Initial	Final		Initial, Q_{si}	Final, Q_{sf}	Average		
30-Sep-13	8:30	Cloudy	005360	2.8542	2.8617	18408.78	18409.78	1.00	1.31	1.31	1.31	79	95
30-Sep-13	9:41	Cloudy	005361	2.8382	2.8504	18409.78	18410.78	1.00	1.31	1.31	1.31	79	155
30-Sep-13	13:05	Cloudy	005359	2.8551	2.8622	18410.78	18411.78	1.00	1.31	1.31	1.31	79	90
5-Oct-13	13:09	Fine	005320	2.8519	2.8631	18435.77	18436.77	1.00	1.32	1.32	1.32	79	141
5-Oct-13	14:14	Fine	005408	2.8461	2.8631	18436.77	18437.77	1.00	1.32	1.32	1.32	79	214
5-Oct-13	15:19	Fine	005349	2.8519	2.8665	18437.77	18438.77	1.00	1.32	1.32	1.32	79	184
11-Oct-13	8:32	Fine	005350	2.8547	2.8641	18462.77	18463.77	1.00	1.33	1.33	1.33	80	118
11-Oct-13	9:41	Fine	005352	2.8437	2.8560	18463.77	18464.77	1.00	1.33	1.33	1.33	80	154
11-Oct-13	10:45	Fine	005410	2.8406	2.8518	18464.77	18465.77	1.00	1.33	1.33	1.33	80	141
17-Oct-13	9:20	Cloudy	005887	2.6468	2.6686	18489.77	18490.77	1.00	1.29	1.29	1.29	78	281
17-Oct-13	10:25	Cloudy	005880	2.6588	2.6826	18490.77	18491.77	1.00	1.29	1.29	1.29	78	307
17-Oct-13	13:25	Cloudy	005881	2.6834	2.7019	18491.77	18492.77	1.00	1.31	1.31	1.31	79	235
23-Oct-13	8:21	Fine	007430	2.6421	2.6578	18516.77	18517.77	1.00	1.39	1.39	1.39	84	188
23-Oct-13	9:30	Fine	007465	2.6385	2.6542	18517.77	18518.77	1.00	1.31	1.31	1.31	79	199
23-Oct-13	10:35	Fine	007443	2.6593	2.6664	18518.77	18519.77	1.00	1.31	1.31	1.31	79	90



Location: MA1e - International Finance Centre (Eastern Wing)

Report on 24-hour TSP monitoring
 Action Level ($\mu\text{g}/\text{m}^3$) - 173.4
 Limit Level ($\mu\text{g}/\text{m}^3$) - 260

Date	Sampling Time	Weather Condition	Filter paper no.	Filter Weight, g		Elapse Time, hr		Sampling Time, hr	Flow Rate, m^3/min			Total Volume, m^3	TSP Level, $\mu\text{g}/\text{m}^3$
				Initial	Final	Initial	Final		Initial, Q_{si}	Final, Q_{sf}	Average		
28-Sep-13	8:00	Rainy	007223	2.6729	2.8938	14111.52	14135.51	23.99	1.30	1.31	1.30	1878	118
4-Oct-13	8:00	Fine	005369	2.8367	3.0700	14138.52	14162.52	24.00	1.30	1.30	1.30	1876	124
10-Oct-13	8:00	Fine	006819	2.6081	2.7332	14165.52	14189.52	24.00	1.31	1.30	1.31	1879	67
16-Oct-13	8:00	Cloudy	006823	2.6608	2.8472	14239.96	14263.96	24.00	1.34	1.35	1.35	1937	96
22-Oct-13	8:00	Fine	005469	2.8135	3.0367	14219.52	14243.52	24.00	1.29	1.29	1.29	1859	120

Report on 1-hour TSP monitoring
 Action Level ($\mu\text{g}/\text{m}^3$) - 325.1
 Limit Level ($\mu\text{g}/\text{m}^3$) - 500

Date	Sampling Time	Weather Condition	Filter paper no.	Filter Weight, g		Elapse Time, hr		Sampling Time, hr	Flow Rate, m^3/min			Total Volume, m^3	TSP Level, $\mu\text{g}/\text{m}^3$
				Initial	Final	Initial	Final		Initial, Q_{si}	Final, Q_{sf}	Average		
30-Sep-13	8:20	Cloudy	006836	2.6328	2.6404	14135.51	14136.51	1.00	1.31	1.31	1.31	78	97
30-Sep-13	9:28	Cloudy	005316	2.8469	2.8506	14136.51	14137.51	1.00	1.31	1.31	1.31	78	47
30-Sep-13	10:31	Cloudy	005318	2.8367	2.8448	14137.51	14138.51	1.00	1.31	1.31	1.31	78	103
5-Oct-13	8:40	Fine	006814	2.6290	2.6412	14162.52	14163.52	1.00	1.34	1.30	1.32	79	154
5-Oct-13	9:43	Fine	006816	2.6395	2.6498	14163.52	14164.52	1.00	1.34	1.30	1.32	79	130
5-Oct-13	10:48	Fine	006817	2.6291	2.6394	14164.52	14165.52	1.00	1.30	1.30	1.30	78	132
11-Oct-13	8:35	Fine	005332	2.8262	2.8346	14189.52	14190.52	1.00	1.30	1.30	1.30	78	107
11-Oct-13	9:45	Fine	005330	2.8274	2.8349	14190.52	14191.52	1.00	1.30	1.30	1.30	78	96
11-Oct-13	10:50	Fine	006821	2.6430	2.6513	14191.52	14192.52	1.00	1.30	1.30	1.30	78	106
17-Oct-13	8:20	Cloudy	005473	2.8226	2.8345	14263.96	14264.96	1.00	1.35	1.35	1.35	81	147
17-Oct-13	9:23	Cloudy	005466	2.8126	2.8183	14264.96	14265.96	1.00	1.35	1.35	1.35	81	71
17-Oct-13	10:38	Cloudy	005465	2.8354	2.8397	14265.96	14266.96	1.00	1.35	1.35	1.35	81	53
23-Oct-13	8:35	Fine	006830	2.6698	2.6852	14243.52	14244.52	1.00	1.31	1.31	1.31	79	196
23-Oct-13	9:45	Fine	006826	2.6552	2.6693	14244.52	14245.52	1.00	1.31	1.31	1.31	79	180
23-Oct-13	10:55	Fine	006827	2.6379	2.6531	14245.52	14246.52	1.00	1.31	1.31	1.31	79	194



Location: MA1w - International Finance Centre (Western Wing)

Report on 24-hour TSP monitoring

Action Level ($\mu\text{g}/\text{m}^3$) - 173.4
 Limit Level ($\mu\text{g}/\text{m}^3$) - 260

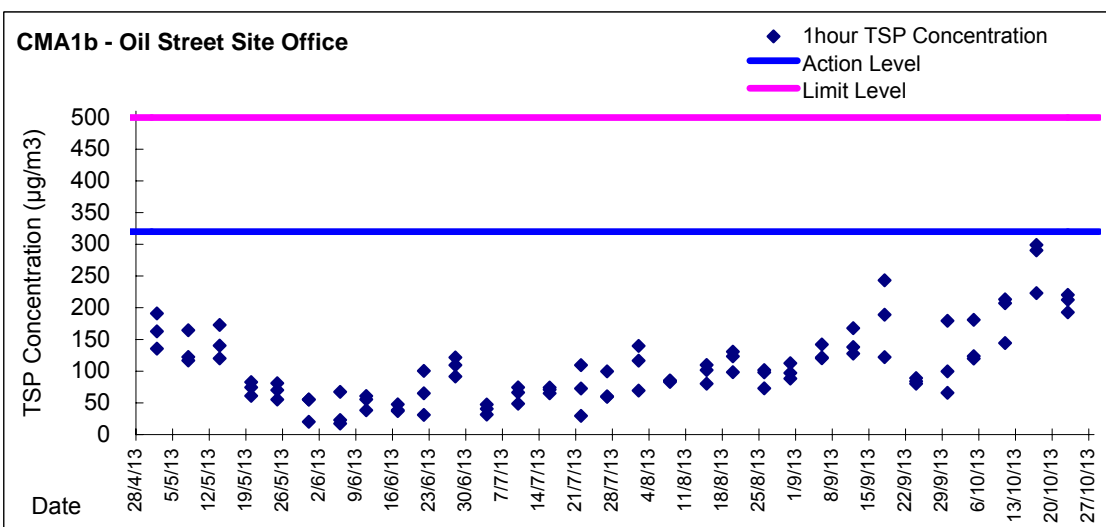
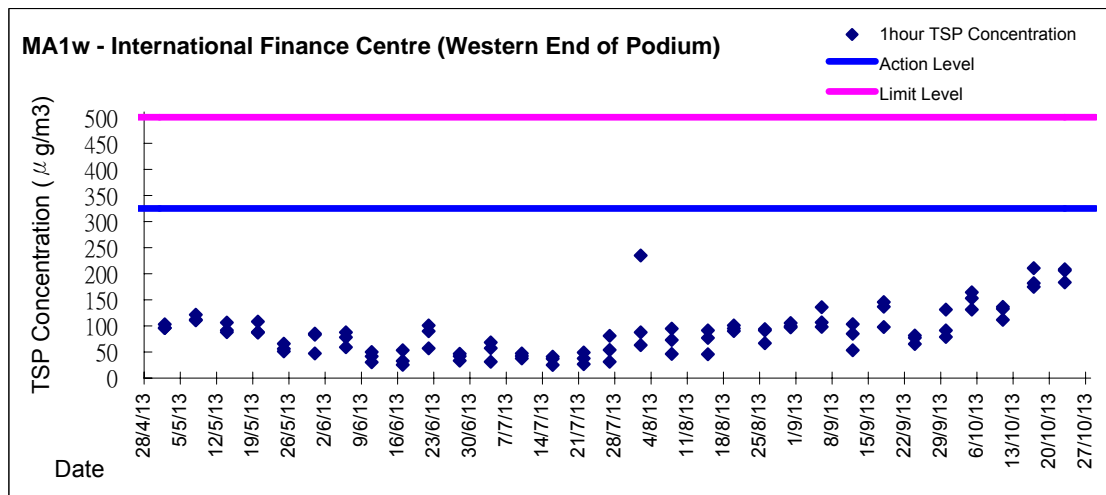
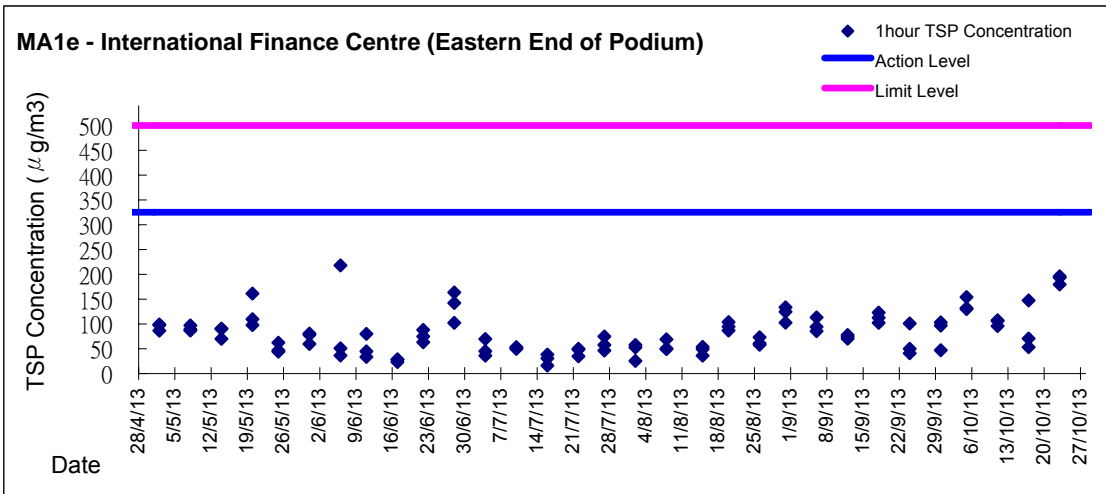
Date	Sampling Time	Weather Condition	Filter paper no.	Filter Weight, g		Elapse Time, hr		Sampling Time, hr	Flow Rate, m^3/min			Total Volume, m^3	TSP Level, $\mu\text{g}/\text{m}^3$
				Initial	Final	Initial	Final		Initial, Q_{si}	Final, Q_{sf}	Average		
28-Sep-13	8:00	Rainy	007224	2.6857	2.8003	14158.96	14182.96	24.00	1.33	1.33	1.33	1916	60
4-Oct-13	8:00	Fine	005370	2.8406	3.1124	14185.96	14209.96	24.00	1.33	1.33	1.33	1912	142
10-Oct-13	8:00	Fine	006820	2.6290	2.7842	14212.96	14236.96	24.00	1.33	1.33	1.33	1916	81
16-Oct-13	8:00	Cloudy	006824	2.6691	2.9147	14192.52	14216.52	24.00	1.30	1.30	1.30	1867	132
22-Oct-13	8:00	Fine	005470	2.8647	3.0509	14266.96	14290.96	24.00	1.34	1.33	1.34	1923	97

Report on 1-hour TSP monitoring

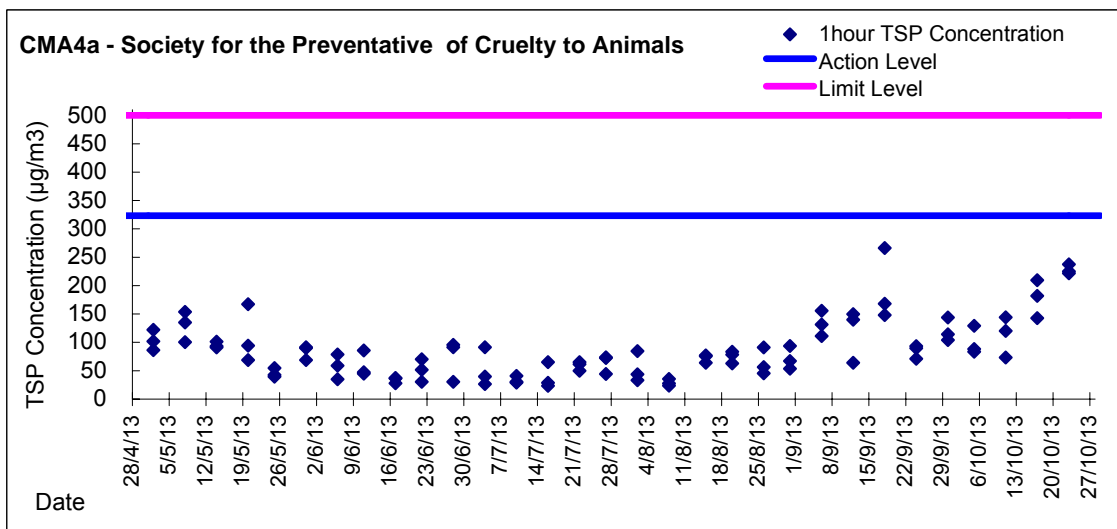
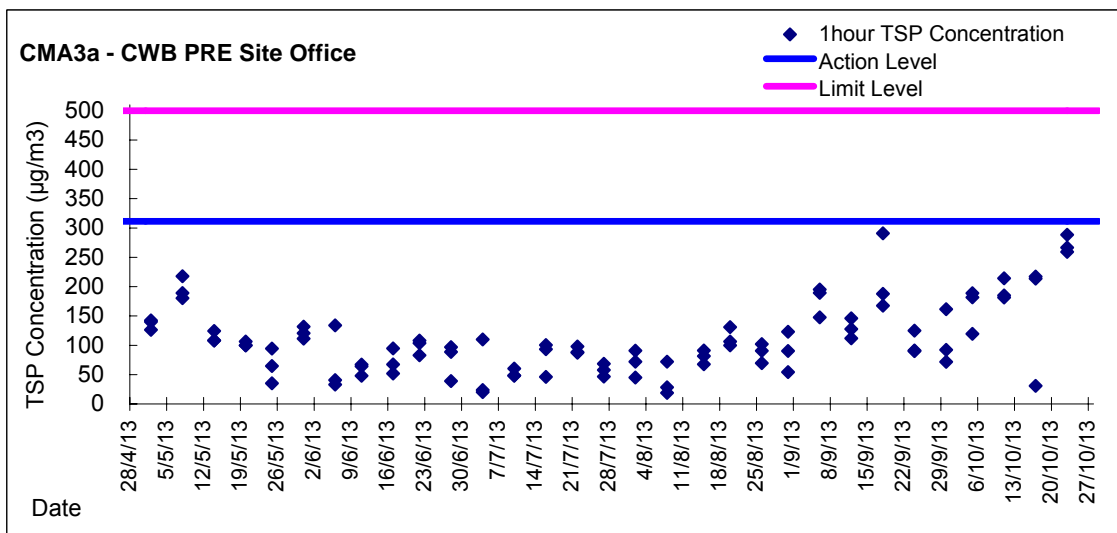
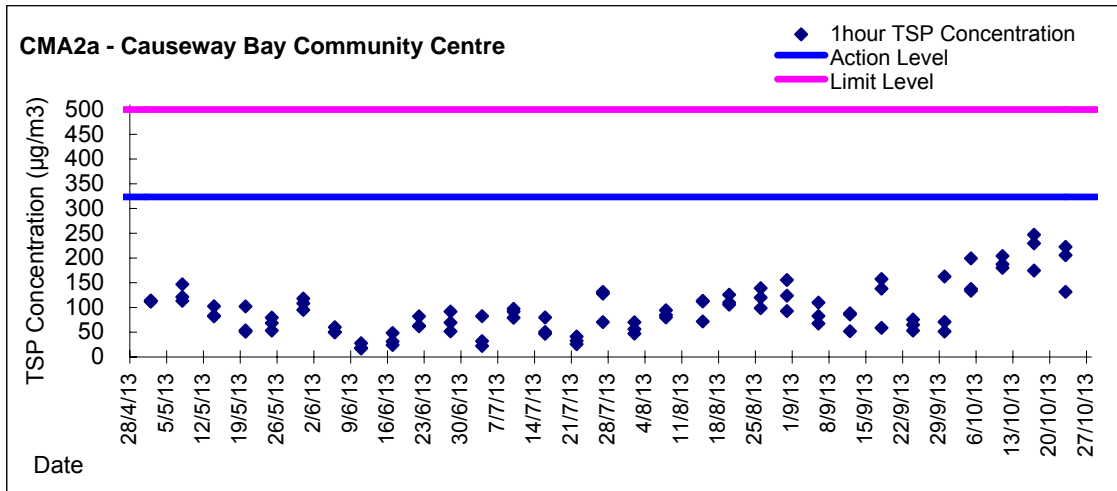
Action Level ($\mu\text{g}/\text{m}^3$) - 325.1
 Limit Level ($\mu\text{g}/\text{m}^3$) - 500

Date	Sampling Time	Weather Condition	Filter paper no.	Filter Weight, g		Elapse Time, hr		Sampling Time, hr	Flow Rate, m^3/min			Total Volume, m^3	TSP Level, $\mu\text{g}/\text{m}^3$
				Initial	Final	Initial	Final		Initial, Q_{si}	Final, Q_{sf}	Average		
30-Sep-13	8:35	Cloudy	005315	2.8405	2.8468	14182.96	14183.96	1.00	1.33	1.33	1.33	80	79
30-Sep-13	9:38	Cloudy	005317	2.8406	2.8479	14183.96	14184.96	1.00	1.33	1.33	1.33	80	91
30-Sep-13	10:40	Cloudy	005319	2.8645	2.8750	14184.96	14185.96	1.00	1.33	1.33	1.33	80	131
5-Oct-13	8:31	Fine	006815	2.6167	2.6270	14209.96	14210.96	1.00	1.31	1.31	1.31	78	131
5-Oct-13	9:51	Fine	005328	2.8328	2.8448	14210.96	14211.96	1.00	1.31	1.31	1.31	78	153
5-Oct-13	10:55	Fine	006818	2.6287	2.6416	14211.96	14212.96	1.00	1.31	1.31	1.31	78	164
11-Oct-13	8:45	Fine	005329	2.8236	2.8325	14236.96	14237.96	1.00	1.33	1.33	1.33	80	112
11-Oct-13	9:52	Fine	005331	2.8193	2.8299	14237.96	14238.96	1.00	1.33	1.33	1.33	80	133
11-Oct-13	10:58	Fine	006822	2.6192	2.6301	14238.96	14239.96	1.00	1.33	1.33	1.33	80	137
17-Oct-13	8:35	Cloudy	005478	2.8015	2.8179	14216.52	14217.52	1.00	1.30	1.30	1.30	78	211
17-Oct-13	9:40	Cloudy	005463	2.8364	2.8493	14217.52	14218.52	1.00	1.18	1.18	1.18	71	182
17-Oct-13	10:45	Cloudy	005467	2.8095	2.8231	14218.52	14219.52	1.00	1.30	1.30	1.30	78	175
23-Oct-13	8:10	Fine	006825	2.6535	2.6702	14290.96	14291.96	1.00	1.33	1.33	1.33	80	209
23-Oct-13	9:14	Fine	005472	2.8247	2.8412	14291.96	14292.96	1.00	1.33	1.33	1.33	80	206
23-Oct-13	10:20	Fine	006828	2.6366	2.6513	14292.96	14293.96	1.00	1.33	1.33	1.33	80	184

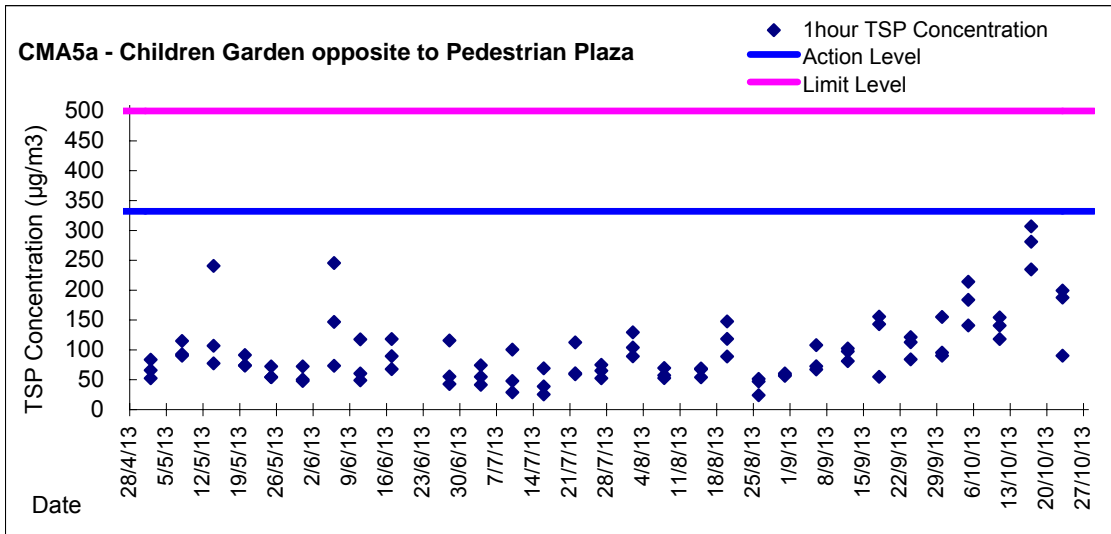
Graphic Presentation of 1 hour TSP Result



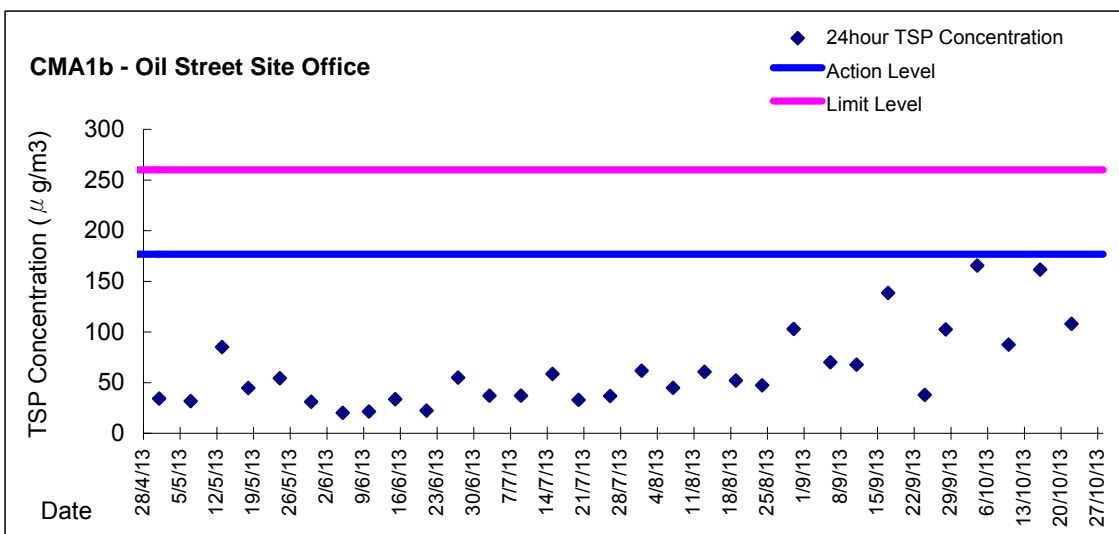
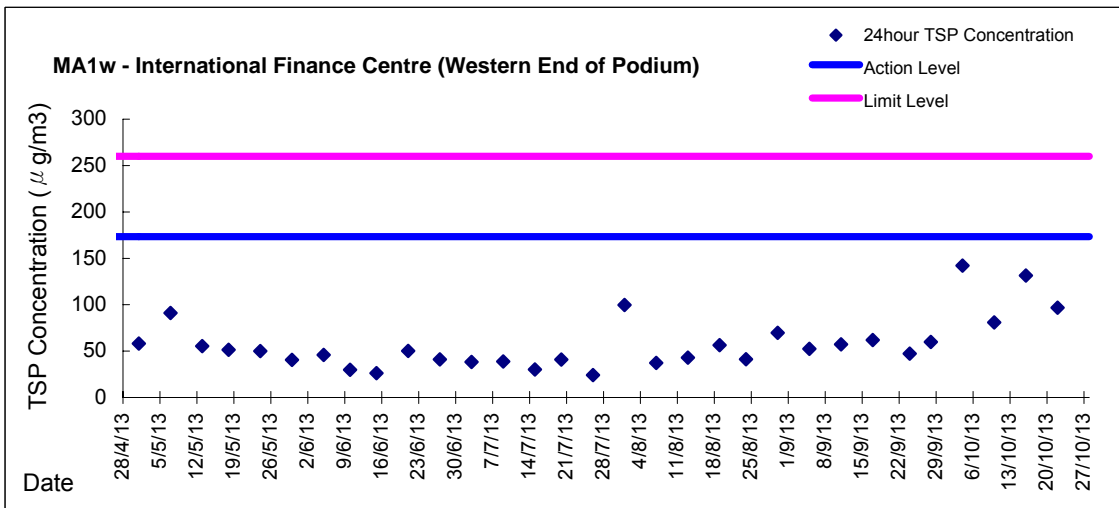
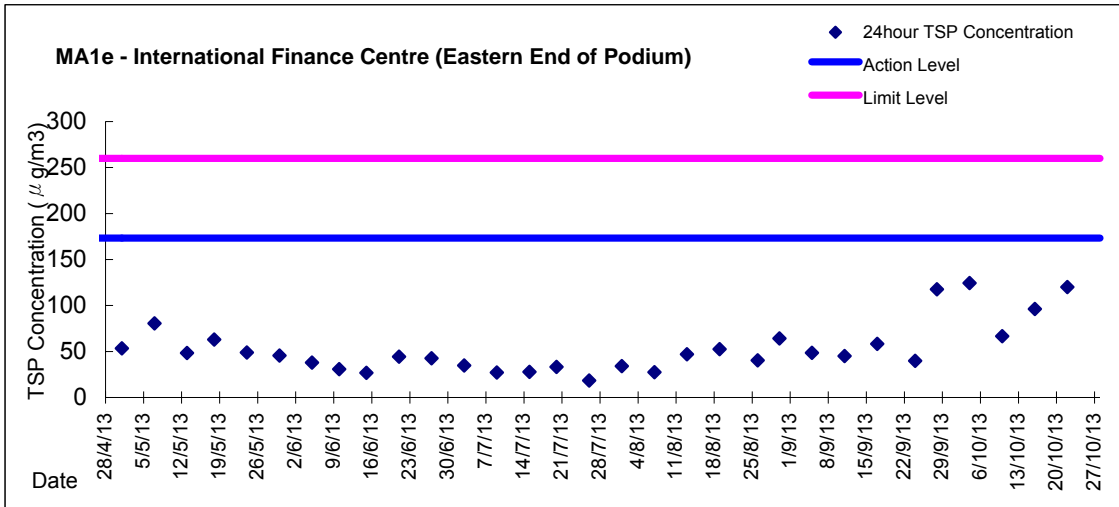
Graphic Presentation of 1 hour TSP Result



Graphic Presentation of 1 hour TSP Result

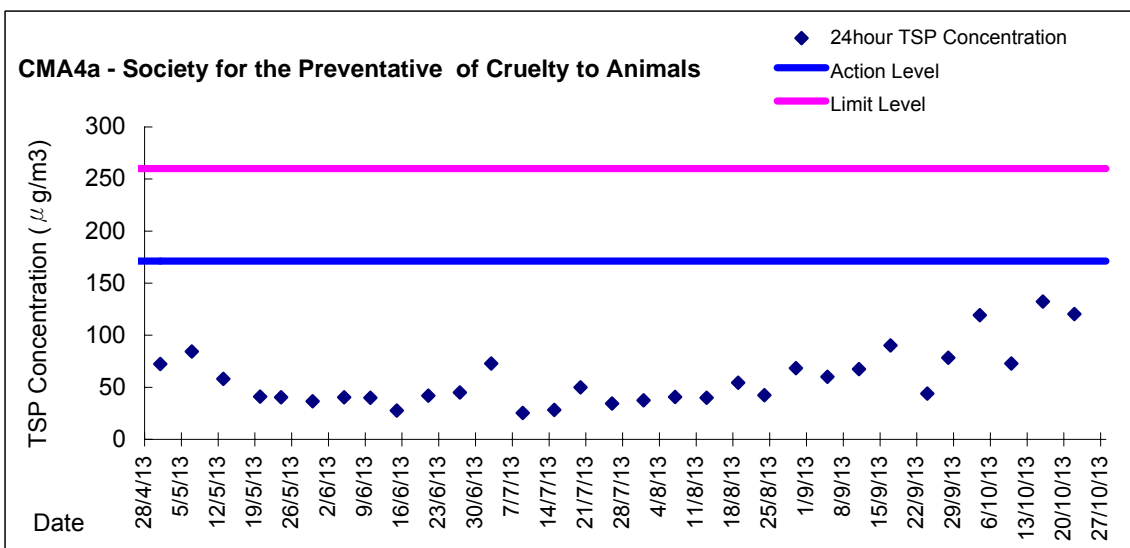
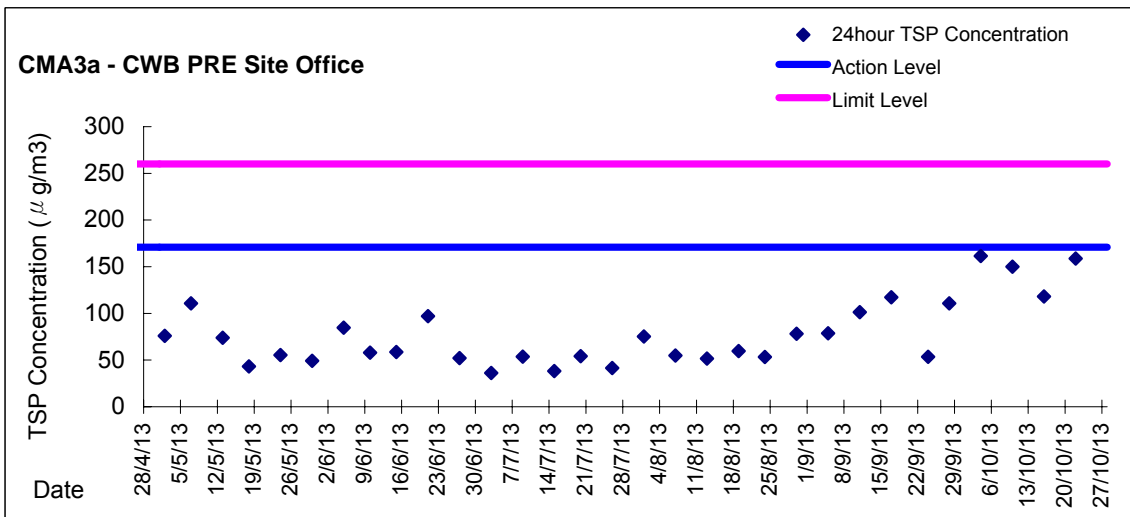
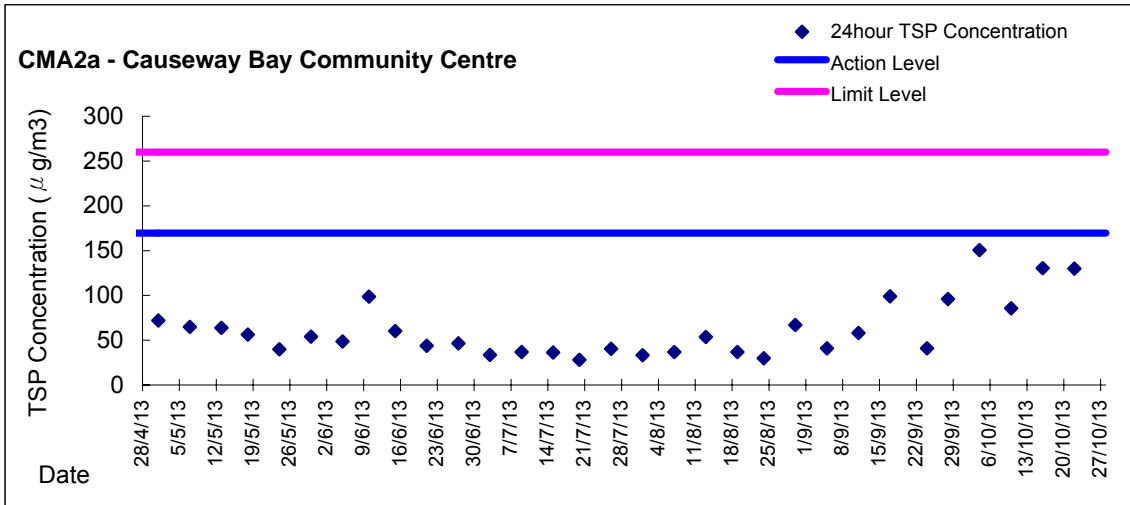


Graphic Presentation of 24 hour TSP Result





Graphic Presentation of 24 hour TSP Result





Graphic Presentation of 24 hour TSP Result

